




GCSE RESULTS

Year	Progress 8			Attainment 8			% Achieving Grade 4/C or above in English & Maths		
	LIS	Local Authority State funded schools	England State funded schools	LIS	Local Authority State funded schools	England State funded schools	LIS	Local Authority State funded schools	England State funded schools
2017	0.12	0.25	-0.03	43.6	47.2	46.3	80%	65%	64%
2018	0.52	0.14	-0.02	48.2	46.8	46.5	95%	64%	64%
2019	0.13	0.23	-0.03	43.4	48.1	46.7	76%	68%	65%
2020	0.45	N/A	N/A	52.9	N/A	N/A	96%	N/A	N/A
2021	0.59	N/A	N/A	51.8	N/A	N/A	90%	N/A	N/A
2022	0.14	0.09	-0.03	47.2	49.8	48.8	80%	71%	69%
2023	-0.57	0.21	-0.03	48.5	48.6	46.3	65%	53%	45%
2024	-0.20	0.13	-0.03	49.8	48.3	45.9	93%	69%	65%
2025	N/A	N/A	N/A	52.7	N/A	N/A	92%	N/A	N/A

Key:

	LIS
	Local Authority State Funded Schools
	England State Funded Schools